


Town Administrator's Report

June 2022



Town of Columbine Valley
2 Middlefield Road
Columbine Valley, CO 80123

Tel: 303-795-1434
Fax: 303-795-7325
jdmccrumb@columbinevalley.org



Communications & Administration

- Trash service was disrupted due to confusion over the lack of a Memorial Day trash delay and a staffing issue with Republic that left some who did put trash out without service. There are no additional holiday delays for Columbine Valley in 2022.
- Staff is busy putting final touches on the summer event plans, including coordinating with Republic trash service on Monday the 4th of July, to prevent disruption or safety issues with the scheduled parade.
- Municipal Court held its first hybrid session in June. While not without a few bumps, it was overall a success and staff will continue to streamline the process.
- The end-of-May snow storm created some havoc with fallen branches. Public works was on site early removing limbs from the right-of-way and coordinated the removal of some (town) branches from a back yard. Unfortunately the Town was not able to provide any additional services to assist residents.
- Other special projects including building code updates, the 2022 employee manual, municipal code codification, and GovPilot improvements and efficiencies all continue as resources permit.
- Directory Update: Approximately 195 printed directories have been picked up at Town Hall. Approximately 110 households have also opted in for DirectorySpot (online directory).

Town Website May Statistics

1,291


Total Users

3,371

Page Views

Top Pages

Police Department
Board of Trustees Agendas
Trash/Recycle
Building Department



Building Department

Monthly Stats

27 Permits Issued

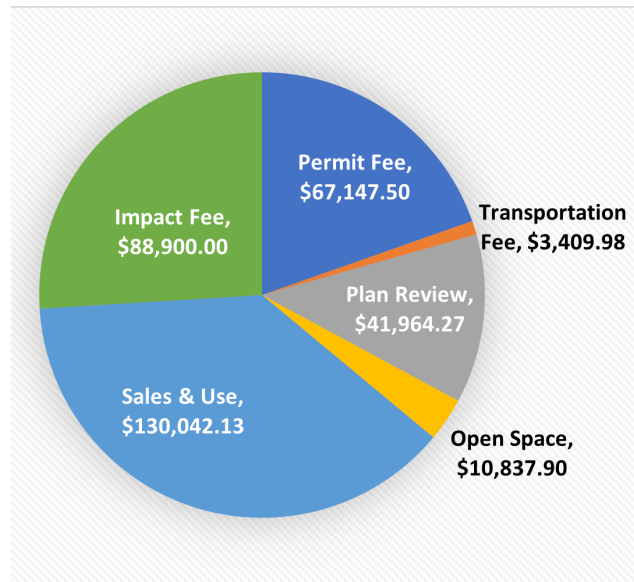
- New SFR: 7
- Major Remodel: 1
- New Roofs: 6
- Other/Misc.: 13

159 Inspections

20 Licenses Issued

- General: 8
- Electrician: 1
- Plumbers: 4
- Mechanical: 3
- Roofer: 4

May Permit Rev.: \$342,301.78



Wild Plum

95 Total Lots

(84 interior, 11 custom)

86 SFR Permits Issued

(71 interior, 15 custom)

0 Permits Pending

(0 interior, 0 custom)

47 Completed Homes

(37 interior, 10 custom)


47 Occupied Homes

(37 interior, 10 custom)



Building Department Revenue by Month

	<u>2021</u>	<u>2021 YTD</u>	<u>2022</u>	<u>2022 YTD</u>
January	\$359,728.82	\$359,728.82	\$297,964.45	\$297,964.45
February	\$87,283.60	\$447,012.42	\$287,227.51	\$585,191.96
March	\$86,265.31	\$533,277.73	\$174,786.43	\$759,978.39
April	\$343,203.23	\$876,480.96	\$156,834.81	\$916,813.20
May	\$37,276.36	\$913,757.32	\$342,301.78	\$1,259,114.98
June	\$214,345.07	\$1,128,102.39		
July	\$199,032.35	\$1,327,134.74		
August	\$224,069.14	\$1,551,203.88		
September	\$271,274.55	\$1,822,478.43		
October	\$257,679.76	\$2,080,158.19		
November	\$196,374.30	\$2,276,532.40		
December	\$335,624.07	\$2,612,156.47		



Public Works Department

- Town Hall: New plastic panels were cut and installed in the parking lot bollard lights after damage from a wind storm. The boardroom AV system was also tested to find the cause of the TV's not displaying the computer screen. The system has been repaired and both TVs now mirror the computer screen correctly.
- Streets: The morning after the heavy snowfall was spent clearing the streets of large broken branches. This effort was coordinated with the police, as some streets were complete impassable. Using both chainsaws and the snowplow, branches were cut and pushed to the side to allow traffic to resume. Many more branches, not yet broken, were hanging into the street causing further obstructions. The snow was knocked off of these to allow the branches to raise above the height of traffic.
- Stormwater: After water started backing up on Dutch Creek, it was found that beavers had returned to the area and built another dam. A total of 3 new beavers were relocated. Working with Hugh at the CCC, the dam is being removed, now that there are no beavers to keep rebuilding it each night. This will allow the flooded areas to dry out and reduce the likelihood of damage from flooding.

May Weather Report

- High of 88, Low of 30
- 8" of snow
- 2.87" of rain

Municipal Court

	<u>2021 YTD</u>	<u>2022</u>	<u>2022 YTD</u>
Jan	\$2,816.00	\$8,264.00	\$8,264.00
Feb	\$14,261.00	\$6,540.00	\$14,804.00
Mar	\$27,801.00	\$10,465.00	\$25,269.00
Apr	\$43,131.12	\$11,309.00	\$36,578.00
May	\$56,708.24	\$10,960.00	\$47,538.00
June	\$68,485.24		
July	\$74,380.24		
Aug	\$82,470.24		
Sept	\$85,747.04		
Oct	\$92,603.49		
Nov	\$104,043.49		
Dec	\$115,820.61		

May Total Stats

- Total paid before Court: 53
- Total on docket: 59
- Cases heard by Judge: 32
- Continuances: 18
- Failure to Appear: 0
- Stays of Execution: 2
- Classes Ordered: 0
- Bench Warrants: 4
- Trials: 0