

**TOWN OF COLUMBINE VALLEY
BOARD OF TRUSTEES MEETING**

March 21, 2023

6:30PM

A G E N D A

1. ROLL CALL 6:30
2. PLEDGE OF ALLEGIANCE
3. PUBLIC COMMENT
Each speaker will be limited to three minutes. The Board of Trustees is not authorized by the Colorado Open Meetings Law to discuss, comment, or act at the meeting on any issue raised by public comment. The mayor may refer the matter to the Town Administrator or Town Attorney for immediate comment, or to staff to obtain additional information and report back to the Board as appropriate.
4. CONSENT AGENDA Mayor Palmer
 - a. Approval of February 21, 2023 Minutes
5. REPORTS
 - a. Mayor
 - b. Trustees
 - c. Finance Report
 - d. Town Administrator
 - e. Chief of Police
6. PRESENTATIONS Mr. Brown
 - a. Speed Limits in Columbine Valley
7. OLD BUSINESS
 - a. There is no old business
8. NEW BUSINESS
 - a. There is no new business
9. ADJOURNMENT

TOWN OF COLUMBINE VALLEY

BOARD OF TRUSTEES

Minutes

February 21, 2023

Mayor Palmer called the Regular Meeting of the Trustees to order at 6:30 p.m., in the Conference Room at the Town Hall at 2 Middlefield Road, Columbine Valley, Colorado. Roll call found the following present:

Trustees: Roy Palmer, Bill Dotson, Kathy Boyle, Mike Giesen, Ed Icenogle,
Jim Tarpey, and Al Timothy;
Also present: Lee Schiller, J.D. McCrumb, Diane Rodriguez, Brent Kaslon and Bret
Cottrell;

PUBLIC COMMENT: There was no public comment.

Jason Murphy, Columbine Country Club GM provided the trustees with a brief review of Club happenings.

CONSENT AGENDA:

ACTION: upon a motion by Trustee Tarpey and a second by Trustee Giesen, the Board of Trustees unanimously approved the consent agenda as presented.

REPORTS

- A. Mayor Palmer had no report.
- B. Trustee Boyle mentioned that she was getting underway with her special projects for the year; Trustee Dotson shared that Bank of the West, the Town's primary bank, had been sold to the Bank of Montreal.
- C. Mrs. Rodriguez reviewed the January financials as presented in the Trustees Packet.
- D. Mr. McCrumb reviewed his report as presented in the Trustees Packet. Mr. Kaslon presented a development update.
- E. Chief Cottrell reviewed the report as presented in the Trustee Packet.

PRESENTATIONS

- A. **Mile High Flood District: Reynolds Landing** Mr. Skuodas presented to the Trustees the plans for Reynolds Landing. The Trustees asked clarifying questions.
- B. **Town Traffic Considerations** Mr. McCrumb and Chief Cottrell presented the Trustees with their findings and recommendations related to traffic safety and control in Town. The Trustees directed staff to install a pilot-program, lighted stop sign at Village Drive and Middlefield to see if it would reduce stop sign blow through. The Trustees will review the results in one year. Additionally, the Trustees discussed Town speed limits. Staff will bring in an expert Traffic Engineer to advise the Trustees on the options moving forward.

OLD BUSINESS

- A. **Public Hearing on Trustee Bill #1-2023:** Mayor Palmer opened the public hearing at 7:23. Mr. Kaslon presented the ordinance.
Mara Marks, 8 Driver Lane asked the Trustees to consider enforcement, standards, and communication of the ordinance.

There being no additional public comment the hearing was closed at 7:35.

B. Trustee Bill #1-2023 – Right of Way: Mr. Kaslon and Mr. Schiller presented this ordinance to the Trustees. The Trustees asked clarifying questions. The Trustees directed staff to clarify the language relating to pre-existing conditions.

ACTION: no action was taken. The Trustees tabled the ordinance until a future meeting.

C. Trustee Bill #2-2023 – Virtual Meeting/Voting: Mr. Schiller presented this ordinance to the Trustees. They asked clarifying questions.

ACTION: upon a motion by Trustee Icenogle and a second by Trustee Timothy the Board of Trustees passed the ordinance as presented on 2nd reading.

NEW BUSINESS

There was no new business.

ADJOURNMENT: There being no further business, the meeting was adjourned at approximately 7:54 p.m.

Submitted by,
J.D. McCrumb, Town Administrator

** All reports and exhibits listed "as attached" are available on the Columbine Valley web site and by request at Town Hall.
** All minutes should be considered in DRAFT form until approved by the Board of Trustees at the next regular meeting.*

TOWN OF COLUMBINE VALLEY
Financial Statements Ended February 28, 2023
Variance Summary

General Fund

Revenues

- General Fund Revenues are at 22% of budget (PY 19%)
 - o Property taxes \$215,656, 37% of budget (PY 33%)
 - o Interest \$26,006 in general fund and total of \$39,629

Administration – 10% of budget (PY 10%)

- Accounting and audit – year end work for 1099's and accruals
- Health insurance – quarterly HSA contributions made in January

Public Safety – 14% of budget (PY 16%)

Public Works – 12% of budget (PY 22%)

- Health insurance – quarterly HSA contributions made in January

General Fund Expenditures

- General Fund Expenditures are at 12% of budget (PY 14%).
- Transfer to capital fund of \$600,000
- The ending fund balance is \$800,966

Capital Fund

- Denver water contribution \$378K
- Road improvement \$72,535
- Ending fund balance \$5,338,024

Conservation Trust Fund

- Ending fund balance \$21,271

Arapahoe County Open Space Fund

- Ending fund balance \$530,877

Wild Plum Impact Fees

- Ending fund balance \$1,210,045

Transportation Fees

- Transportation fees \$18,550, 19% of budget (PY 4%)
- Ending fund balance \$238,504

Cash

- Transferred \$1,100,000 from Wells Fargo checking to CSafe

**TOWN OF COLUMBINE VALLEY
CASH POSITION
YEAR TO DATE (YTD) AS OF FEBRUARY 28, 2023**

Account Activity Item Description	CHECKING	INVESTMENTS	TOTAL ALL ACCOUNTS
Wells Fargo checking	\$ 69,435	\$ -	\$ 69,435
Bank of the West checking	1,760,858	-	1,760,858
Bank of the West money market	-	420,782	420,782
C-Safe Primary	-	4,628,169	4,628,169
C-Safe Wild Plum Impact fee	-	1,210,045	1,210,045
C-Safe CTF	-	24,059	24,059
Arapahoe County shareback	-	530,877	530,877
YTD Cash Balances	1,830,293	6,813,932	8,644,225
Less amount allocated for capital	-	-	(5,938,024)
Less amount restricted for CTF	-	-	(21,271)
Less amount restricted for ACOS	-	-	(530,877)
Less amount restricted for impact fees	-	-	(1,210,045)
Less amount restricted for transportation fees	-	-	(238,504)
CURRENT UNRESTRICTED/UNALLOCATED BALANCE	\$ 1,830,293	\$ 6,813,932	\$ 705,504

TOWN OF COLUMBINE VALLEY
 ALLOCATION OF AVAILABLE FUND BALANCES
 YEAR TO DATE (YTD) AS OF FEBRUARY 28, 2023

Account Activity Item Description	General	Capital	Conservation Trust	Arapahoe City Open Space	Wild Plum Impact Fees	Transportation Fees	TOTALS
BEGINNING FUND BALANCES	\$ 1,077,259	\$ 5,036,303	\$ 23,876	\$ 526,873	\$ 1,201,144	\$ 219,954	\$ 8,085,409
YTD REVENUES PER FINANCIAL STATEMENTS							
Taxes	405,034	-	-	-	-	-	405,034
Permits and fines	65,390	-	-	-	-	-	65,390
Intergovernmental	98,892	-	-	-	-	-	98,892
Interest	26,540	-	184	4,004	8,901	-	39,629
Other	120	-	-	-	-	-	120
Grants and contributions	-	378,131	-	-	-	-	378,131
Transportation fees	-	-	-	-	-	18,550	18,550
Total YTD revenues	595,976	378,131	184	4,004	8,901	18,550	1,005,746
Total YTD expenditures	(272,269)	(76,410)	(2,789)	-	-	-	(351,468)
Excess of revenues over (under) expenditures	323,707	301,721	(2,605)	4,004	8,901	18,550	654,278
Transfers	(600,000)	600,000	-	-	-	-	-
Net change in fund balance	(276,293)	901,721	(2,605)	4,004	8,901	18,550	654,278
YTD ENDING FUND BALANCES	\$ 800,966	\$ 5,938,024	\$ 21,271	\$ 530,877	\$ 1,210,045	\$ 238,504	\$ 8,739,687

(page 4) (page 8) (page 9) (page 10) (page 11) (page 12)

Budget vs actual reference

**TOWN OF COLUMBINE VALLEY
BALANCE SHEET - ALL FUNDS
GOVERNMENTAL FUNDS
February 28, 2023
Unaudited**

	General
ASSETS	
Cash and investments	\$ 8,644,225
Accrued revenue	343,888
Prepaid expenses	43,672
Other receivables	131,357
Property tax receivable	370,722
TOTAL ASSETS	\$ 9,533,864
 LIABILITIES AND FUND BALANCES	
LIABILITIES	
Accounts payable	\$ 25,936
Accrued liabilities	16,155
NEU & Broncos Grant	381,364
Deferred property tax revenue	370,722
Total liabilities	794,177
 FUND BALANCES	
General	800,966
Capital	5,938,024
Conservation trust fund	21,271
Arapahoe county open space	530,877
Wild Plum Impact fees	1,210,045
Transportation fees	238,504
Total fund balances	8,739,687
TOTAL LIABILITIES AND FUND BALANCES	\$ 9,533,864

**TOWN OF COLUMBINE VALLEY
GENERAL - SUMMARY
STATEMENT OF REVENUES, EXPENDITURES AND CHANGE IN FUND BALANCE
BUDGET AND ACTUAL - MODIFIED ACCRUAL (BUDGETARY) BASIS
FOR THE TWO MONTHS ENDED FEBRUARY 28, 2023
Unaudited**

	<u>YTD Actual</u>	<u>Adopted Annual Budget</u>	<u>YTD Variance from Annual Budget</u>	<u>Percent of Annual Budget (17% YTD)</u>
REVENUES				
Taxes	\$ 405,034	\$ 1,865,778	\$ (1,460,744)	22%
Permits and fines	65,390	368,600	(303,210)	18%
Intergovernmental	98,892	421,543	(322,651)	23%
Interest	26,540	46,100	(19,560)	58%
Other	120	-	120	-
Grants	-	4,590	(4,590)	-
Total revenues	<u>595,976</u>	<u>2,706,611</u>	<u>(2,110,635)</u>	<u>22%</u>
EXPENDITURES				
Administration	97,305	946,201	(848,896)	10%
Planning and engineering	3,190	52,000	(48,810)	6%
Public safety	132,473	966,550	(834,077)	14%
Public works	39,301	338,375	(299,074)	12%
Total expenditures	<u>272,269</u>	<u>2,303,126</u>	<u>(2,030,857)</u>	<u>12%</u>
EXCESS OF REVENUES OVER EXPENDITURES	<u>323,707</u>	<u>403,485</u>	<u>(79,778)</u>	<u>80%</u>
OTHER FINANCING USES				
Transfer to capital	(600,000)	(300,000)	(300,000)	200%
Total other financing uses	<u>(600,000)</u>	<u>(300,000)</u>	<u>(300,000)</u>	<u>200%</u>
NET CHANGE IN FUND BALANCE	(276,293)	<u>\$ 103,485</u>	<u>\$ (379,778)</u>	
BEGINNING FUND BALANCE	<u>1,077,259</u>			
ENDING FUND BALANCE	<u>\$ 800,966</u>			

TOWN OF COLUMBINE VALLEY
GENERAL - DETAILS
STATEMENT OF REVENUES, EXPENDITURES AND CHANGE IN FUND BALANCE
BUDGET AND ACTUAL - MODIFIED ACCRUAL (BUDGETARY) BASIS
FOR THE ONE MONTH AND TWO MONTHS ENDED FEBRUARY 28, 2023
Unaudited

	Current Month	YTD Actual	Adopted Annual Budget	YTD Variance from Annual Budget	Percent of Annual Budget (17% YTD)
REVENUES					
Taxes					
Cable television	\$ 3,375	\$ 6,750	\$ 40,500	\$ (33,750)	17%
Property taxes	210,708	215,656	586,378	(370,722)	37%
Sales and use taxes	48,662	159,609	1,128,700	(969,091)	14%
Specific ownership taxes	2,994	5,950	41,000	(35,050)	15%
Utility franchise fees	11,302	17,069	69,200	(52,131)	25%
Total taxes	<u>277,041</u>	<u>405,034</u>	<u>1,865,778</u>	<u>(1,460,744)</u>	<u>22%</u>
Permits and fines					
Court fines	4,210	8,740	110,000	(101,260)	8%
Permits, fees and services	1,610	24,950	258,600	(233,650)	10%
Violations	31,700	31,700	-	31,700	-
Total permits and fines	<u>37,520</u>	<u>65,390</u>	<u>368,600</u>	<u>(303,210)</u>	<u>18%</u>
Intergovernmental					
Bow Mar IGA	-	82,152	327,543	(245,391)	25%
Bow Mar IGA admin	-	5,000	20,000	(15,000)	25%
County highway tax revenue	1,909	3,817	22,900	(19,083)	17%
Motor vehicle registration fees	383	717	5,900	(5,183)	12%
State cigarette tax apportionment	250	333	1,000	(667)	33%
State highway user's tax	3,190	6,873	44,200	(37,327)	16%
Total intergovernmental	<u>5,731</u>	<u>98,892</u>	<u>421,543</u>	<u>(322,651)</u>	<u>23%</u>
Interest	13,025	26,540	46,100	(19,560)	58%
Other	120	120	-	120	-
Grants	-	-	4,590	(4,590)	0%
TOTAL REVENUES	<u>333,437</u>	<u>595,976</u>	<u>2,706,611</u>	<u>(2,110,635)</u>	<u>22%</u>
EXPENDITURES					
Administration					
Accounting and audit	8,995	21,006	90,000	(68,994)	23%
Advertising/notices	-	-	500	(500)	0%
Bank/credit card fees	596	1,182	8,600	(7,418)	14%
Building inspection and planning review	821	11,647	190,000	(178,353)	6%
Building maintenance and utilities	1,716	3,282	24,860	(21,578)	13%
Community functions	-	-	59,500	(59,500)	0%
Computer expense	923	1,488	14,500	(13,012)	10%
County treasurer's collection fees	2,107	2,156	5,864	(3,708)	37%
Dues and publications	779	945	12,980	(12,035)	7%
Education and training	-	-	12,000	(12,000)	0%
Emergency response and preparedness	-	-	3,000	(3,000)	0%
Health insurance	3,028	6,586	30,303	(23,717)	22%
Human resources	1	128	13,000	(12,872)	1%
Insurance workers comp and liability	1,347	2,695	17,419	(14,724)	15%
Legal	1	2,693	45,000	(42,307)	6%
Mayor/monthly breakfasts	-	130	2,000	(1,870)	7%
Miscellaneous	-	-	2,500	(2,500)	0%
Payroll taxes	815	1,636	13,200	(11,564)	12%
Pension	446	1,374	13,200	(11,826)	10%

TOWN OF COLUMBINE VALLEY
GENERAL - DETAILS
STATEMENT OF REVENUES, EXPENDITURES AND CHANGE IN FUND BALANCE
BUDGET AND ACTUAL - MODIFIED ACCRUAL (BUDGETARY) BASIS
FOR THE ONE MONTH AND TWO MONTHS ENDED FEBRUARY 28, 2023
Unaudited

	Current Month	YTD Actual	Adopted Annual Budget	YTD Variance from Annual Budget	Percent of Annual Budget (17% YTD)
Salaries	17,874	36,267	264,075	(227,808)	14%
Special projects	-	-	23,000	(23,000)	0%
Supplies, printing, postage	181	2,085	13,000	(10,915)	16%
Telephone/communications	789	2,005	6,500	(4,495)	31%
Emergency reserve	-	-	81,200	(81,200)	0%
Total administration	40,419	97,305	946,201	(848,896)	10%
Planning and engineering					
Town planning	2,565	2,565	36,000	(33,435)	7%
Town engineer	-	625	16,000	(15,375)	4%
Total planning and engineering	2,565	3,190	52,000	(48,810)	6%
Public safety					
Operations					
Cruiser gas	1,825	3,417	28,700	(25,283)	12%
Cruiser oil/maintenance	361	361	18,000	(17,639)	2%
Cruiser insurance	401	801	5,050	(4,249)	16%
Education/training	-	-	12,620	(12,620)	0%
Equipment repair	-	-	5,875	(5,875)	0%
Health insurance	6,656	13,342	80,380	(67,038)	17%
Insurance workers comp and liability	3,437	6,875	44,250	(37,375)	16%
Payroll taxes	1,442	3,030	26,500	(23,470)	11%
Pension	2,135	6,439	53,000	(46,561)	12%
Salaries	41,801	86,537	529,211	(442,674)	16%
Supplies/miscellaneous	-	365	15,980	(15,615)	2%
Telephones/air cards	624	985	3,500	(2,515)	28%
Uniforms	-	120	11,750	(11,630)	1%
Total operations	58,682	122,272	834,816	(712,544)	15%
Municipal court					
Judge	500	1,000	6,000	(5,000)	17%
Legal	-	2,138	27,000	(24,862)	8%
Administration	-	-	2,000	(2,000)	0%
Supplies	-	-	2,500	(2,500)	0%
Interpreter	200	400	2,400	(2,000)	17%
Total municipal court	700	3,538	39,900	(36,362)	9%
Contracts					
Arapahoe county dispatch fee	-	-	35,560	(35,560)	0%
Tri-tech software	-	-	1,262	(1,262)	0%
Humane society	-	-	500	(500)	0%
Juvenile assessment	-	-	632	(632)	0%
Netmotion	-	-	500	(500)	0%
CACP	-	-	350	(350)	0%
CISC	-	-	1,000	(1,000)	0%
WhenIWork	-	-	430	(430)	0%
Total contracts	-	-	40,234	(40,234)	0%
Computer/IT					
Flock safety	1,275	2,550	17,500	(14,950)	15%
Offsite server backup and protection	665	1,780	11,400	(9,620)	16%
Office 365 accounts	-	-	4,700	(4,700)	0%
Scheduled computer replacement	-	-	4,000	(4,000)	0%

TOWN OF COLUMBINE VALLEY
GENERAL - DETAILS
STATEMENT OF REVENUES, EXPENDITURES AND CHANGE IN FUND BALANCE
BUDGET AND ACTUAL - MODIFIED ACCRUAL (BUDGETARY) BASIS
FOR THE ONE MONTH AND TWO MONTHS ENDED FEBRUARY 28, 2023
Unaudited

	<u>Current Month</u>	<u>YTD Actual</u>	<u>Adopted Annual Budget</u>	<u>YTD Variance from Annual Budget</u>	<u>Percent of Annual Budget (17% YTD)</u>
Govpilot	1,166	2,333	14,000	(11,667)	17%
Total computer/IT	<u>3,106</u>	<u>6,663</u>	<u>51,600</u>	<u>(44,937)</u>	<u>13%</u>
Total public safety	<u>62,488</u>	<u>132,473</u>	<u>966,550</u>	<u>(834,077)</u>	<u>14%</u>
Public works					
Ground maintenance	1,758	3,486	10,000	(6,514)	35%
Health insurance	874	2,152	8,397	(6,245)	26%
Insurance vehicle	200	400	2,520	(2,120)	16%
Insurance workers comp and liability	421	843	5,440	(4,597)	15%
Other drainage/water	-	-	5,000	(5,000)	0%
Payroll taxes	331	654	4,408	(3,754)	15%
Pension	145	438	4,408	(3,970)	10%
Professional fees-mosquito control	-	-	7,543	(7,543)	0%
Salaries	6,124	12,374	88,163	(75,789)	14%
Sanitation/trash/recycle service	8,635	17,192	103,874	(86,682)	17%
Signs maintenance	-	-	1,082	(1,082)	0%
Snow removal	634	1,348	5,500	(4,152)	25%
Storm water permit process/NPDES	-	-	7,500	(7,500)	0%
Street and gutter maintenance	-	222	25,000	(24,778)	1%
Streets and gutters contingency	-	-	40,000	(40,000)	0%
Street lighting	91	192	15,000	(14,808)	1%
Striping	-	-	1,040	(1,040)	0%
Vehicle maintenance	-	-	3,500	(3,500)	0%
Total public works	<u>19,213</u>	<u>39,301</u>	<u>338,375</u>	<u>(299,074)</u>	<u>12%</u>
TOTAL EXPENDITURES	<u>124,685</u>	<u>272,269</u>	<u>2,303,126</u>	<u>(2,030,857)</u>	<u>12%</u>
EXCESS OF REVENUES OVER EXPENDITURES	<u>208,752</u>	<u>323,707</u>	<u>403,485</u>	<u>(79,778)</u>	<u>80%</u>
OTHER FINANCING USES					
Transfer to capital	(600,000)	(600,000)	(300,000)	(300,000)	200%
Total other financing uses	<u>(600,000)</u>	<u>(600,000)</u>	<u>(300,000)</u>	<u>(300,000)</u>	<u>200%</u>
NET CHANGE IN FUND BALANCE	<u>\$ (391,248)</u>	<u>\$ (276,293)</u>	<u>\$ 103,485</u>	<u>\$ (379,778)</u>	
BEGINNING FUND BALANCE		<u>1,077,259</u>			
ENDING FUND BALANCE		<u>\$ 800,966</u>			

**TOWN OF COLUMBINE VALLEY
CAPITAL
STATEMENT OF REVENUES, EXPENDITURES AND CHANGE IN FUND BALANCE
BUDGET AND ACTUAL - MODIFIED ACCRUAL (BUDGETARY) BASIS
FOR THE TWO MONTHS ENDED FEBRUARY 28, 2023
Unaudited**

	<u>YTD Actual</u>	<u>Adopted Annual Budget</u>	<u>YTD Variance from Annual Budget</u>	<u>Percent of Annual Budget (17% YTD)</u>
REVENUES				
Denver water contributions	\$ 378,131	\$ 550,000	\$ (171,869)	69%
CDOT grant	-	400,000	(400,000)	0%
NEU grant	-	376,773	(376,773)	0%
Total revenues	<u>\$ 378,131</u>	<u>\$ 1,326,773</u>	<u>\$ (948,642)</u>	<u>29%</u>
EXPENDITURES				
Administration				
Town Hall board room & basement carpet	-	15,000	(15,000)	0%
Public works				
Furnace and air conditioner	-	15,000	(15,000)	0%
Lightpole replacement	-	12,000	(12,000)	0%
Platte Canyon Sidewalk - Village to Fairway	3,875	500,000	(496,125)	1%
Platte Canyon/Coal Mine right turn lane	-	280,000	(280,000)	0%
Road improvements	72,535	3,795,000	(3,722,465)	2%
Total expenditures	<u>76,410</u>	<u>4,617,000</u>	<u>(4,540,590)</u>	<u>2%</u>
EXCESS OF EXPENDITURES OVER REVENUES	<u>301,721</u>	<u>(3,290,227)</u>	<u>3,591,948</u>	<u>-9%</u>
OTHER FINANCING SOURCES				
Transfer from general	600,000	300,000	300,000	200%
Total other financing sources	<u>600,000</u>	<u>300,000</u>	<u>300,000</u>	<u>200%</u>
NET CHANGE IN FUND BALANCE	901,721	<u>\$ (2,990,227)</u>	<u>\$ 3,891,948</u>	
BEGINNING FUND BALANCE	<u>5,036,303</u>			
ENDING FUND BALANCE	<u>\$ 5,938,024</u>			

**TOWN OF COLUMBINE VALLEY
 CONSERVATION TRUST
 STATEMENT OF REVENUES, EXPENDITURES AND CHANGE IN FUND BALANCE
 BUDGET AND ACTUAL - MODIFIED ACCRUAL (BUDGETARY) BASIS
 FOR THE TWO MONTHS ENDED FEBRUARY 28, 2023
 Unaudited**

	<u>YTD Actual</u>	<u>Adopted Annual Budget</u>	<u>YTD Variance from Annual Budget</u>	<u>Percent of Annual Budget (17% YTD)</u>
REVENUES				
Conservation Trust Fund entitlement	\$ -	\$ 8,700	\$ (8,700)	0%
CTF interest	184	250	(66)	74%
Total revenues	<u>184</u>	<u>8,950</u>	<u>(8,766)</u>	<u>2%</u>
EXPENDITURES				
Conservation trust fund expenditures	2,789	6,000	(3,211)	46%
Total expenditures	<u>2,789</u>	<u>6,000</u>	<u>(3,211)</u>	<u>46%</u>
NET CHANGE IN FUND BALANCE	(2,605)	<u>\$ 2,950</u>	<u>\$ (5,555)</u>	
BEGINNING FUND BALANCE	<u>23,876</u>			
ENDING FUND BALANCE	<u>\$ 21,271</u>			

**TOWN OF COLUMBINE VALLEY
ARAPAHOE COUNTY OPEN SPACE FUND
STATEMENT OF REVENUES, EXPENDITURES AND CHANGE IN FUND BALANCE
BUDGET AND ACTUAL - MODIFIED ACCRUAL (BUDGETARY) BASIS
FOR THE TWO MONTHS ENDED FEBRUARY 28, 2023**

Unaudited

	<u>YTD Actual</u>	<u>Adopted Annual Budget</u>	<u>YTD Variance from Annual Budget</u>	<u>Percent of Annual Budget (17% YTD)</u>
REVENUES				
Arapahoe County open space revenues	\$ -	\$ 52,200	\$ (52,200)	0%
ACOP interest	4,004	6,000	(1,996)	67%
Total revenues	<u>4,004</u>	<u>58,200</u>	<u>(54,196)</u>	<u>7%</u>
EXPENDITURES				
Total expenditures	<u>-</u>	<u>-</u>	<u>-</u>	<u>0%</u>
NET CHANGE IN FUND BALANCE	4,004	<u>\$ 58,200</u>	<u>\$ (54,196)</u>	
BEGINNING FUND BALANCE	<u>526,873</u>			
ENDING FUND BALANCE	<u>\$ 530,877</u>			

**TOWN OF COLUMBINE VALLEY
WILD PLUM IMPACT FEES
STATEMENT OF REVENUES, EXPENDITURES AND CHANGE IN FUND BALANCE
BUDGET AND ACTUAL - MODIFIED ACCRUAL (BUDGETARY) BASIS
FOR THE TWO MONTHS ENDED FEBRUARY 28, 2023
Unaudited**

	<u>YTD Actual</u>	<u>Adopted Annual Budget</u>	<u>YTD Variance from Annual Budget</u>	<u>Percent of Annual Budget (17% YTD)</u>
REVENUES				
Wild Plum Impact fees	\$ -	\$ -	\$ -	0%
Interest	8,901	-	8,901	0%
Total revenues	<u>8,901</u>	<u>-</u>	<u>8,901</u>	<u>0%</u>
EXPENDITURES	<u>-</u>	<u>-</u>	<u>-</u>	<u>-</u>
Total expenditures	<u>-</u>	<u>-</u>	<u>-</u>	<u>-</u>
NET CHANGE IN FUND BALANCE	8,901	<u>\$ -</u>	<u>\$ 8,901</u>	
BEGINNING FUND BALANCE	<u>1,201,144</u>			
ENDING FUND BALANCE	<u><u>\$ 1,210,045</u></u>			

**TOWN OF COLUMBINE VALLEY
TRANSPORTATION FEES
STATEMENT OF REVENUES, EXPENDITURES AND CHANGE IN FUND BALANCE
BUDGET AND ACTUAL - MODIFIED ACCRUAL (BUDGETARY) BASIS
FOR THE TWO MONTHS ENDED FEBRUARY 28, 2023
Unaudited**

	<u>YTD Actual</u>	<u>Adopted Annual Budget</u>	<u>YTD Variance from Annual Budget</u>	<u>Percent of Annual Budget (17% YTD)</u>
REVENUES				
Transportation fees	\$ 18,550	\$ 100,000	\$ (81,450)	19%
Total revenues	<u>18,550</u>	<u>100,000</u>	<u>(81,450)</u>	<u>19%</u>
EXPENDITURES	<u>-</u>	<u>-</u>	<u>-</u>	<u>-</u>
Total expenditures	<u>-</u>	<u>-</u>	<u>-</u>	<u>-</u>
NET CHANGE IN FUND BALANCE	18,550	<u>\$ 100,000</u>	<u>\$ (81,450)</u>	
BEGINNING FUND BALANCE	<u>219,954</u>			
ENDING FUND BALANCE	<u>\$ 238,504</u>			




Town Administrator's Report

March 2023



Town of Columbine Valley
2 Middlefield Road
Columbine Valley, CO 80123

Tel: 303-795-1434
Fax: 303-795-7325
jdmccrumb@columbinevalley.org



Communications & Administration

- The Town was not selected for Safe Route to School grant funding for the sidewalk along Platte Canyon Road. A second grant is being pursued.
- Staff is beginning the process of updating our bid process to realign it with best practices and state standards.
- An IGA with Arapahoe County which would allow the Town to conduct de-icing operations on Platte Canyon Road is currently under review by the Town's insurance provider. While not likely to be in place this season, it's implementation will be useful in the future.
- 2023 printed Town Directories are available for pick-up at Town Hall during business hours, Monday through Friday between 8:00 AM and 1:00 PM.
- Residents may sign up for the online directory by sending their name(s), street address, and email address(es) to eacheson@columbinevalley.org. This will also sign residents up to receive the Town emails.
- The Planning & Zoning Committee will meet on Tuesday, April 11, 6:30 PM, at Town Hall.
- The Town's Spring Shred event will take place on Saturday, April 15 from 9:00 AM to 12:00 PM at Town Hall.
- The Columbine Valley Police Department will be hosting the spring Prescription Drug Take-Back Day on Saturday, April 22, between 10:00 AM and 2:00 PM at Town Hall.

Town Website Feb Statistics

1,093

Total Users

2,874

Page Views


Top Pages

Municipal Court

Pay Ticket

Police Department

Building Department



Building Department

Monthly Stats

7 Permits Issued

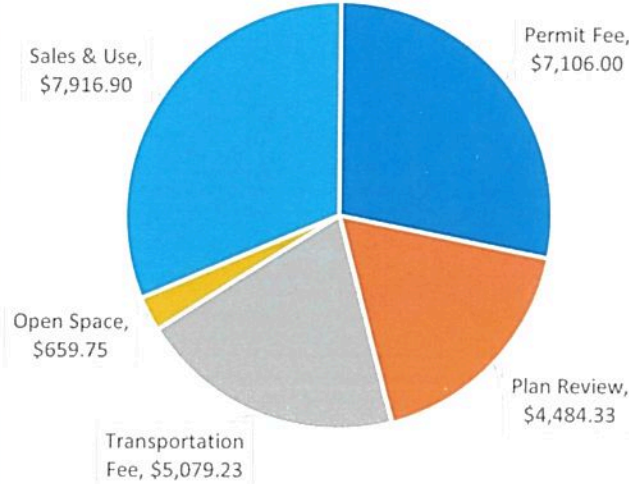
- New SFR: 0
- Major Remodels: 3
- Roofs/Solar: 1
- Other/Misc.: 3

46 Inspections

17 Licenses Issued

- General: 8
- Electrician: 3
- Plumbers: 3
- Mechanical: 2
- Roofer: 1

Feb. Permit Rev.: \$25,246.21



Wild Plum

95 Total Lots

(84 interior, 11 custom)

95 SFR Permits Issued

(84 interior, 11 custom)

0 Permits Pending

(0 interior, 0 custom)

72 Completed Homes


(61 interior, 11 custom)

72 Occupied Homes

(61 interior, 11 custom)

Building Department Revenue by Month

	<u>2022</u>	<u>2022 YTD</u>	<u>2023</u>	<u>2023 YTD</u>
January	\$297,964.45	\$297,964.45	\$78,588.73	\$78,588.73
February	\$287,227.51	\$585,191.96	\$25,246.21	\$103,834.94
March	\$174,786.43	\$759,978.39		
April	\$156,834.81	\$916,813.20		
May	\$342,301.78	\$1,259,114.98		
June	\$62,386.70	\$1,321,501.68		
July	\$4,905.67	\$1,326,407.35		
August	\$134,962.71	\$1,461,370.06		
September	\$65,559.63	\$1,526,929.69		
October	\$202,544.94	\$1,729,474.63		
November	\$25,155.33	\$1,754,629.96		
December	\$5,138.03	\$1,759,767.99		



Public Works Department

- Town Hall updates: A large lighting update was performed. A set of new lights were installed over the reception area, replacing the original ones that were falling down. Many bad ballasts in the staff office areas were replaced. Cracked light covers were replaced along with a damaged parking lot bollard light. The garbage disposal was also replaced.
- Ice removal: With an uncommon weather pattern in February of daily freeze/thaw, ice was a much larger issue than normal. There were many days of spreading salt town-wide before both morning and evening rush hours. Multiple areas around town developed ice dams that had to be manually broken up and removed to allow the melting snow to make it to the stormwater inlets. The hill leading up Coal Mine from Platte Canyon was also salted multiple times at the request of recue workers to try to prevent cars from sliding into each other or the intersection.
- Wild Plum: We are continuing to provide feedback on the emergency access project as more information is provided to the Town. The new estimated approval date for a building permit is mid April.



Municipal Court

	<u>2022 YTD</u>	<u>2023</u>	<u>2023 YTD</u>
Jan	\$8,264.00	\$4,530.00	\$4,530.00
Feb	\$14,804.00	\$4,210.00	\$8,740.00
Mar	\$25,269.00		
Apr	\$36,578.00		
May	\$47,538.00		
June	\$53,593.00		
July	\$60,038.50		
Aug	\$64,081.75		
Sept	\$69,883.75		
Oct	\$77,043.76		
Nov	\$87,880.76		
Dec	\$94,323.77		

February Total Stats

- Total paid before Court: 21
- Total on docket: 32
- Cases heard by Judge: 15
- Continuances: 6
- Default Judgments 1
- Stays of Execution: 4
- Classes Ordered: 0
- Bench Warrants 4
- Trials 0
- Collections 7



Columbine Valley Police Department

Serving Bow Mar

2 Middlefield Rd. Columbine Valley, Colorado 80123
 www.columbinevalley.org
 (303) 795-1434 Fax (303) 795-7325

Columbine Valley P.D. Monthly Report For March 2023

Full Time Positions	6 of 6
Part Time Positions	3 of 4
Regular hours	941
OT hours worked	50.5
Off Duty	0
PTO	38

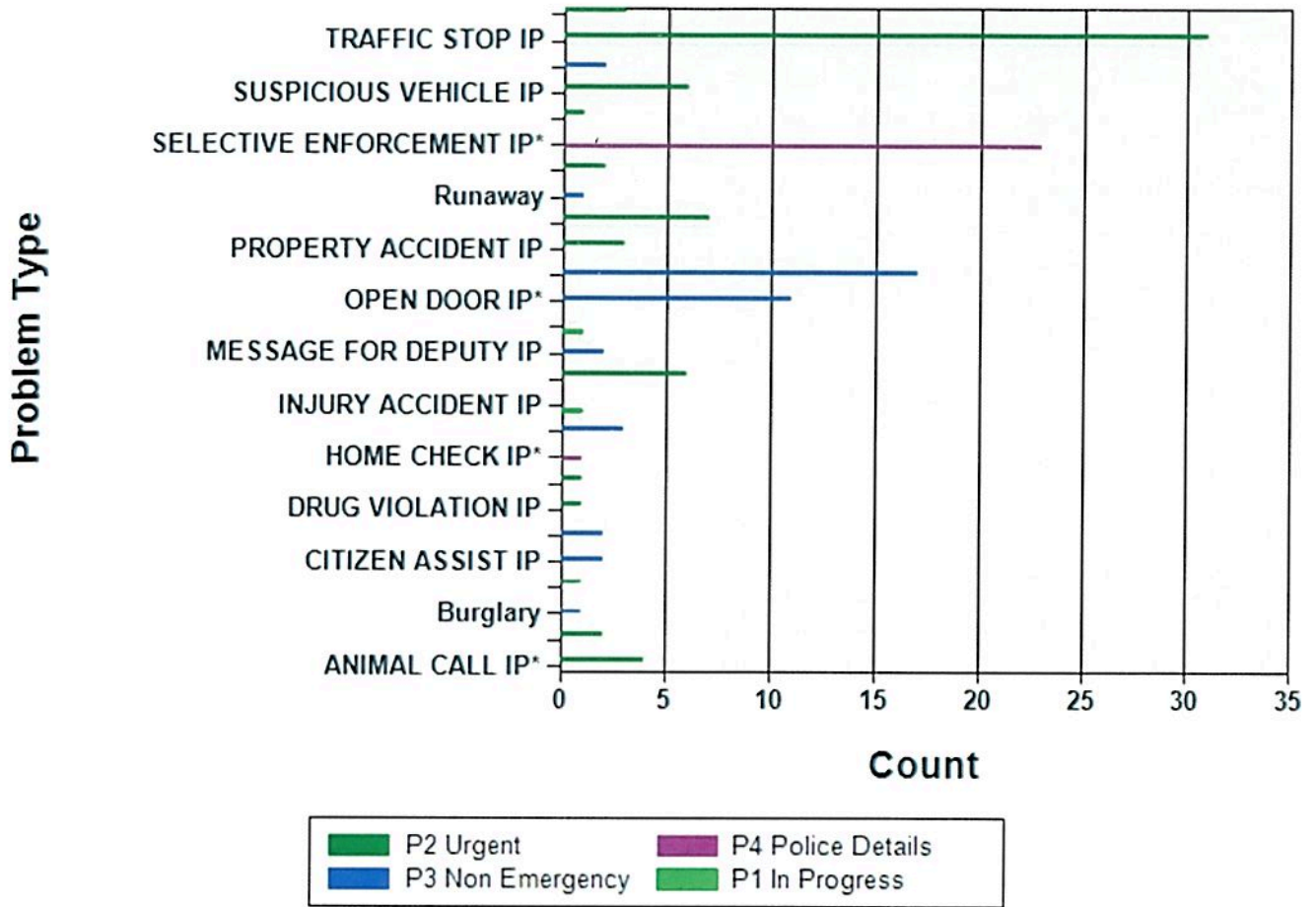
February 2023 Violations

Charges For the Date Range 2/1/2023 Thru 2/28/2023

Qty	Charge
9	1101(2)(H) SPEEDING 10 - 19 MPH OVER:
4	703(3) FAIL TO STOP AT A STOP SIGN:
1	1101(3) SPECIAL HAZARDS:
1	BMC 7-132 DOG RUNNING AT LARGE:
1	603 TRAFFIC CONTROL DEVICE:
1	1101(2)(H) SPEEDING 20 AND OVER:
1	CMC 9.08.050 POSSESSION OR CONSUMPTION OF INTOXICATING BEVERAGES:
0	
18	Total Number of Violations Issued

Monthly Case # Report

Case Number	Event Date	Situation Reported
CV23-0000007	02/02/2023 12:00:59 PM	TRAFFIC ARREST IP
CV23-0000008	02/02/2023 04:01:28 PM	RUNAWAY IP
CV23-0000009	02/04/2023 09:50:16 PM	Runaway
CV23-0000010	02/04/2023 11:17:56 PM	JUVENILE COMPLAINT IP
CV23-0000011	02/08/2023 04:19:19 PM	Theft
CV23-0000012	02/09/2023 08:14:24 AM	Criminal Mischief
CV23-0000013	02/15/2023 02:20:14 PM	PROPERTY ACCIDENT IP
CV23-0000014	02/16/2023 12:59:56 PM	ATTEMPT TO CONTACT IP*
CV23-0000015	02/17/2023 11:35:13 AM	DRUG VIOLATION IP
CV23-0000016	02/17/2023 12:06:15 PM	DRUNK SUBJECT IP
CV23-0000017	02/18/2023 11:26:19 PM	WELFARE CHECK IP
CV23-0000018	02/21/2023 12:45:30 PM	ANIMAL CALL IP*
CV23-0000019	02/21/2023 04:09:10 PM	PROPERTY ACCIDENT IP
CV23-0000020	02/28/2023 03:13:03 PM	CITIZEN ASSIST IP
CV23-0000021	02/28/2023 06:23:02 PM	PROPERTY ACCIDENT IP
CV23-0000022	02/28/2023 08:19:22 PM	RUNAWAY IP



Problem Type Summary

11:00 AM 3/15/2023

Data Source: Data Warehouse

Agency:	ACSO
Division:	Bow Mar, Bow Mar Inactive Personnel, Columbine Valley, Columbine Valley Inactive Pers
Time Range:	Date From 2/1/2023 To 2/28/2023
Exclusion:	<ul style="list-style-type: none"> • Calls canceled before first unit assigned • Calls canceled before first unit at scene

Select a format

Priority	Description
1	P1 In Progress

respass to Property										
RESPASS TO PROPERTY IP										
respass to Vehicle										
RESPASS TO VEHICLE IP										
UNKNOWN INJURY ACCIDENT IP										
UNLAWFUL ACTS IP										
UNWANTED SUBJECT IP										
VEHICLE LOCKOUT IP										
WARRANT ARREST IP										
WARRANT PICKUP IP										
Weapons Violation										
WEAPONS VIOLATION IP										
WELFARE CHECK IP		3								3
Z-Animal Call										
Z-Suspicious Person										
Z-Suspicious Vehicle										
Z-Unwanted Subject										
Z-ZONING IP										
Total	2	68	41	24						135